

"Everybody Needs a Little Sanctuary"
Sacred Circles of Service and Love



Love God

Teach
Them

**Being Sanctuary
Ministry Plan**

**Update
Annual Meeting
February 05, 2017**

Love
Neighbor

Baptize
Them

Make
Disciples

Love God

- Worship: Sunday, Dinner Church, Wednesday, Other—tbd
- The Prayer Life of the Church

Love Your Neighbor

- Pastoral Care and Circles of Care Ministries
- Open Sanctuary
- Mission/Outreach Ministries
- 10% Tithe
- Special Gifts—ie: Testimony!
- Special Service Projects and Funds Raised outside of the Budget: Outdoor Church, Mission Trip Expenses, Quilt Raffle, One Great Hour of Sharing, etc.)

Go Out and Make Disciples

- Casting the Vision into the Community
- Building Partnerships and Recruiting Leaders
- Evangelism, Inviting, Sharing
- Advertising/Marketing
- Social Networking

“Baptize” Them

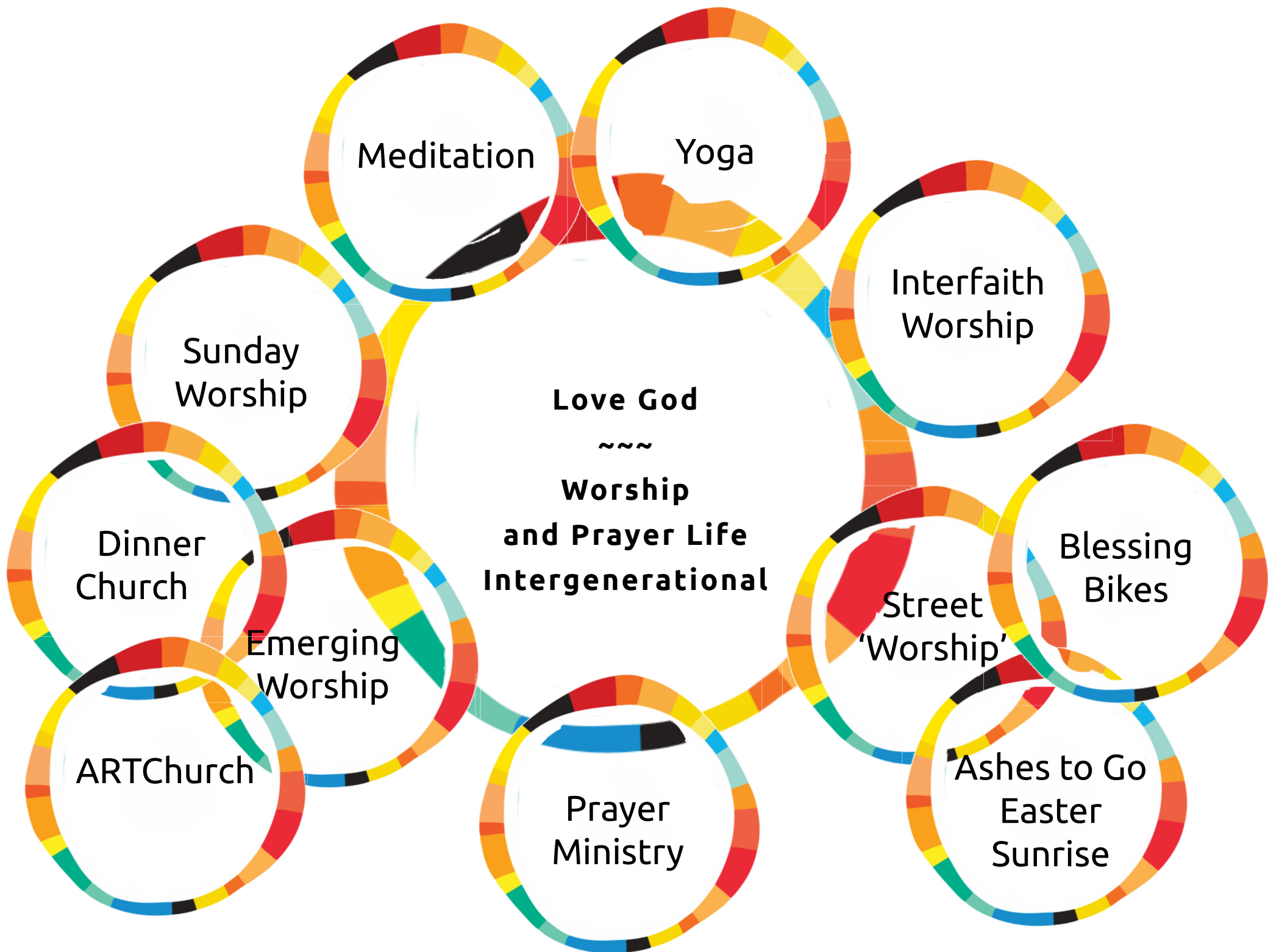
- Fellowship & Hospitality—Open Sanctuary, Dinner Church, Hospitality Tent
- Developing Community
- Creating Communion

Teach Them the Things Jesus Taught Us

- Faith Formation (Worship, Adult Studies, Arts and Inspiration, FormingFaith.net)
- Lay Leadership Development

**Creating vibrant and sacred circles
of worship, service, outreach, community building and faith formation.**





Mission 10%
Tithe
Special Offerings

Pastoral
Care

Standing
Rock

Lakota
YouthStay

Love Neighbor

~~~

Care

Mission  
Service

Intergenerational

Pine Ridge  
Volunteers

Medford  
Cares

Bread of Life  
&  
AM2PM

Other  
Ongoing  
Mission:  
Outdoor Church  
& Shortstop

Witness for  
Justice  
le: racial, lbgtq,  
environment  
immigration









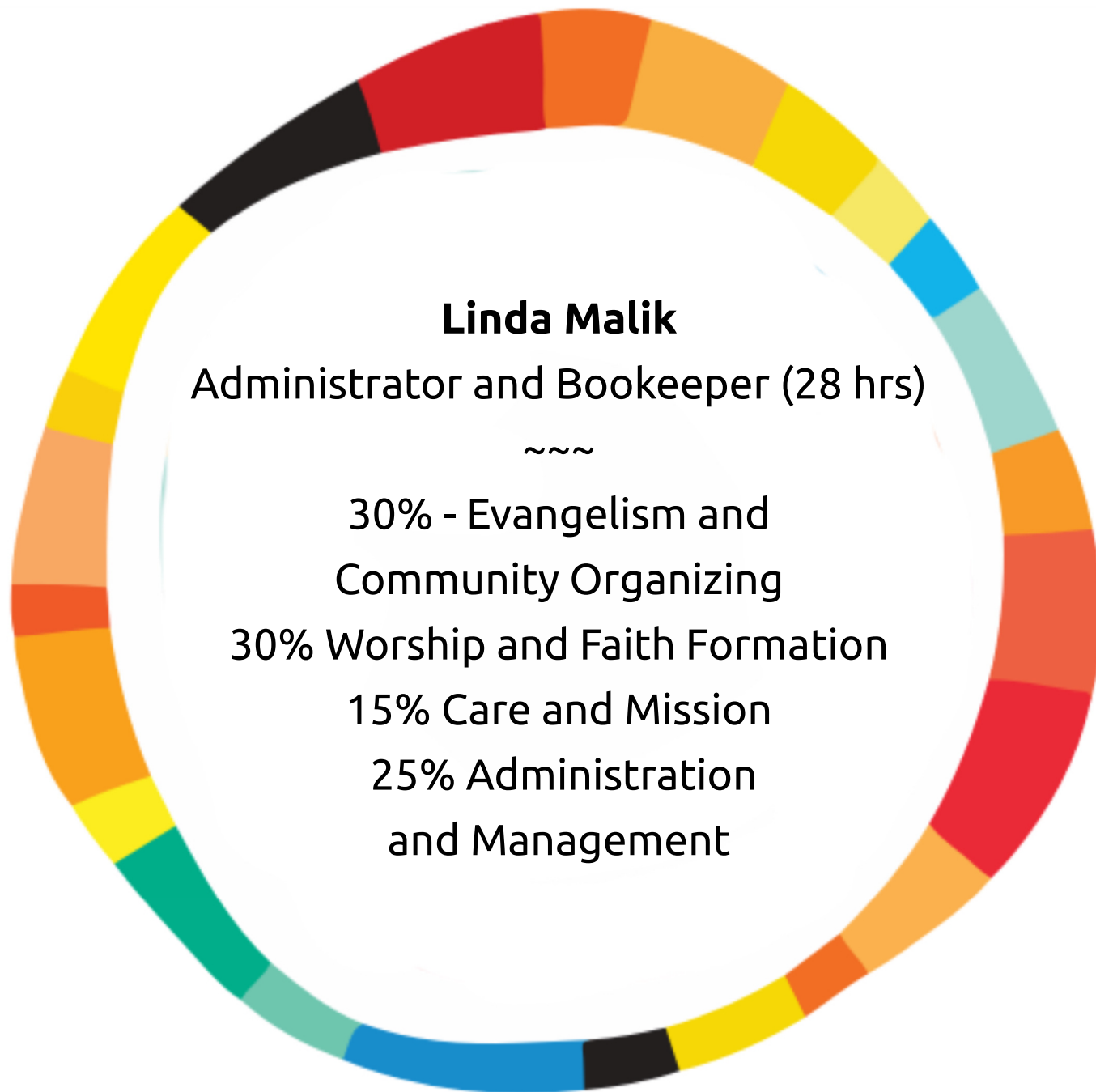
# Staff Portfolios



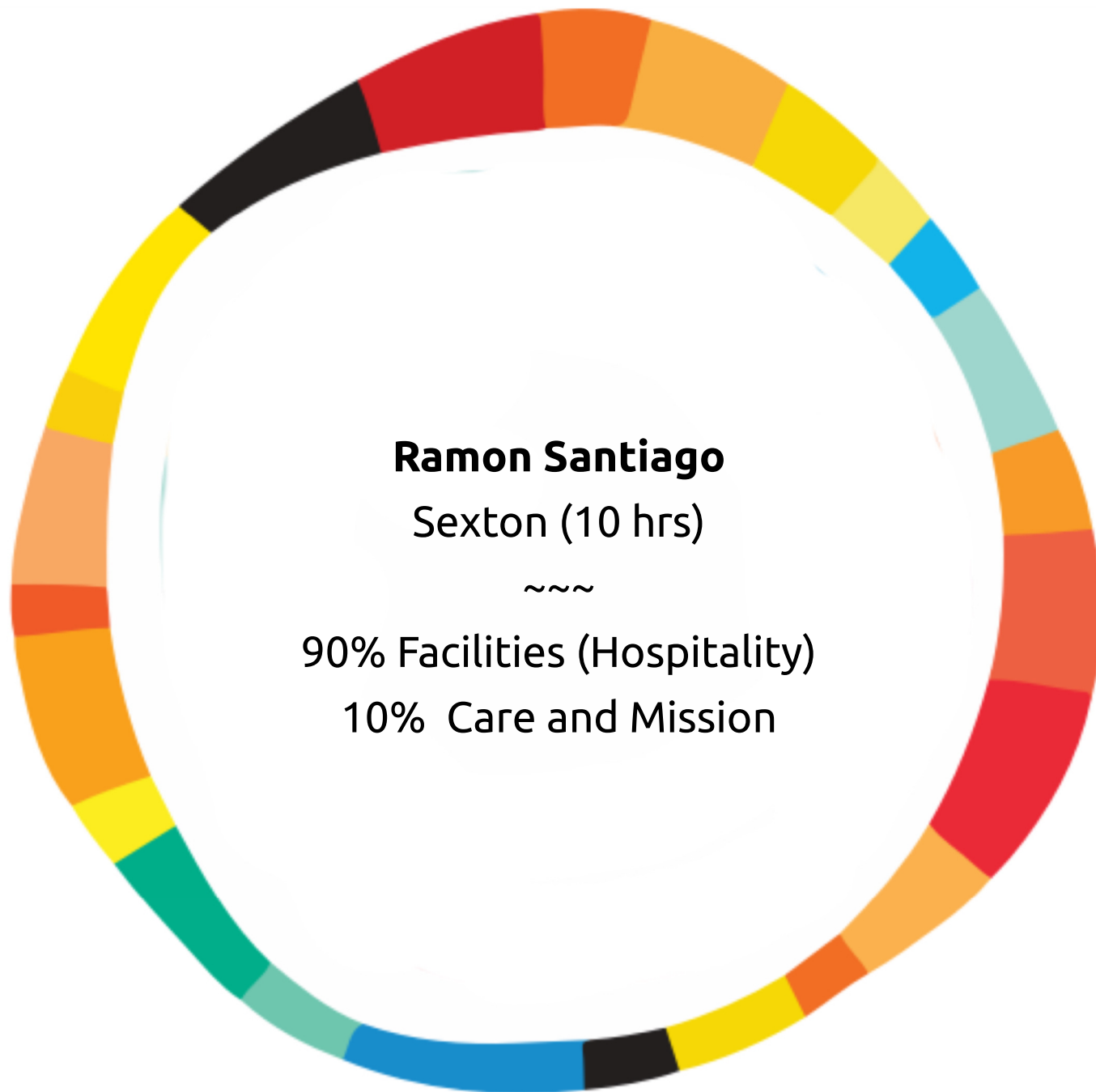
# Staff Portfolios



# Staff Portfolios



# Staff Portfolios



# Benchmarks



**Sanctuary United Church of Christ: Ministry Related Goals**

| Description                                                                        | 2015 Current Year Grant      | 2016 Year One Post Grant | 2017 Year Two Post Grant | 2020 Year Five Post Grant |
|------------------------------------------------------------------------------------|------------------------------|--------------------------|--------------------------|---------------------------|
| <b>Sacred Circles of Engagement</b>                                                | <b>Average per Event/Day</b> |                          |                          |                           |
| Worship Sunday Participation (twice monthly)                                       | 8                            | 12                       | 30                       | 50                        |
| Worship Wednesday Participation (weekly)                                           | 4                            | 0                        | ?                        | ?                         |
| Worship Joint Dinner Church (monthly from Sanctuary)                               | 20                           | 8                        | 15                       | 30                        |
| Worship ARTChurch (monthly)                                                        | 12                           | 20                       | 30                       | 40                        |
| Open Sanctuary (4 days per week)                                                   | 2                            | 4                        | 6                        | 10                        |
| Yoga Studio                                                                        | 6                            | 8                        | 12                       | 12                        |
| Arts and Inspiration: Faith and Film (monthly)                                     | 15                           | 20                       | 30                       | 40                        |
| Arts and Inspiration: Music for Soul (monthly)                                     | 15                           | 0                        | 125                      | 300                       |
| Arts and Inspiration: Gallery Installation (monthly)                               | 20                           | 25                       | 30                       | 40                        |
| Arts and Inspiration: Other (quarterly ticketed)                                   | 0                            | 125                      | 200                      | 400                       |
| Youth Ministries                                                                   | 6                            | 20                       | 30                       | 40                        |
| 12 Step Study Group (aa)                                                           | 6                            | 8                        | 12                       | 20                        |
| Medford Cares/Support Circle                                                       | 0                            | 0                        | 7                        | 14                        |
| Non-recurring Adult Formation Groups (ie: bible study, book study, Racial Justice) | 5                            | 10                       | 15                       | 20                        |

**Sanctuary United Church of Christ: Ministry Related Goals**

| Description                                                  | 2015 Current Year Grant  | 2016 Year One Post Grant | 2017 Year Two Post Grant | 2020 Year Five Post Grant |
|--------------------------------------------------------------|--------------------------|--------------------------|--------------------------|---------------------------|
| <b>Circles of Care Ministry (Lay Ministries)</b>             | <b>Average per Month</b> |                          |                          |                           |
| # of people serving as non-recurring volunteer               | 5                        | 15                       | 20                       | 40                        |
| # of people serving practical care                           | 2                        | 4                        | 5                        | 20                        |
| # of people being served practical care                      | 2                        | 4                        | 5                        | 20                        |
| # of people serving visitation/presence                      | 0                        | 3                        | 5                        | 20                        |
| # of people being visited                                    | 0                        | 3                        | 5                        | 20                        |
| # of people serving spiritual care                           | 2                        | 0                        | 5                        | 20                        |
| # of people being served spiritual care by lay               | 4                        | 0                        | 10                       | 40                        |
| <b>Community Organizing/Leadership Development</b>           | <b>Average as Listed</b> |                          |                          |                           |
| # of contacts per week by lead pastor                        | 10                       | 15                       | 20                       | 20                        |
| # of contacts per week by Community Minister                 | 0                        | 10                       | 25                       | 20                        |
| # of contacts per week by Church Administrator               | 2                        | 5                        | 10                       | 20                        |
| # of contacts per week by Church Members                     | ?                        | 7                        | 21                       | 63                        |
| # of leaders serve/called to governance roles                | 8                        | 12                       | 12                       | 12                        |
| # of leaders serve/called to ministry teams (annual)         | 10                       | 20                       | 30                       | 50                        |
| # of leaders developed/community organizing (annual)         | 0                        | 5                        | 10                       | 20                        |
| Per month Community Events (festivals, board meetings, etc.) | 1                        | 2                        | 3                        | 5                         |
| Partnership Building (conversations about shared ministry)   | 0.5                      | 1                        | 2                        | 4                         |

# 2017: Stewardship and Sustainability

## Expanding Income Sources

### Discerning A Sustainability Plan

